

Crafts from Around the World



Mack and I love making crafts — especially ones from different parts of the world! It's a cool way not only to get creative but to learn more about another culture or country. We've chosen three different crafts from some of our adventures that we want to share with you — a Brazilian headdress, an African drum and European stained glass.

Come be creative with us and make these awesome crafts from around the world!

Craft #1: Brazilian Headdress

In Brazil, headdresses are often used for times of celebration. Let's make one, and you can wear it to your next party!

Supplies

- Construction paper (white is best)
- Diamond-shape template
- Colored markers
- Jewels and sequins or geometric foam shapes
- Colored feathers (or colored construction paper)
- Glue
- Tape
- Scissors

Instructions

1. Cut a strip of construction paper that is two to three inches wide and long enough to reach around your head. (Longer sheets of paper will

allow for one strip to be used, but you can tape together two shorter strips to make the desired length too.)

2. Trace the diamond-shape template on white construction paper and cut it out.
3. Decorate the band and diamond using markers.
4. Glue on sequins and jewels and let it dry.
5. Choose three feathers (or trace feather-like shapes on construction paper and cut them out).
6. Tape the diamond to the middle of the band.
7. Tape the feathers to the back of the diamond.
8. Then take an extra strip of paper and tape it over the back of the feathers so they are secure.
9. Tape the band together so that it fits your head.
10. Now wear your headdress!



Fun Facts

- Brazil is the largest country in South America.
- It's the only country in South America where the people speak Portuguese. Cool!
- About 60 percent of the Amazon rainforest is in Brazil.

Pray for Brazil

There are almost 200 different languages spoken in Brazil, and around half of them don't have any part of the Bible. You can pray that more people will help translate the Bible so that all Brazilians can read it for themselves! Then people will be able to know who Jesus is and understand that he loves them a lot.

Craft #2: African Drums

Drums are used all across Africa. Depending on their size and shape, they'll make different kinds of sounds. Let's make our own African drum!

Supplies

- Small paper plates (2)
- Jumbo popsicle stick
- Pony beads (7-13)
- Yarn
- Crayons or markers
- Tape, glue or staples

Instructions

1. Tape two six-inch pieces of yarn on opposite sides of the top of a small plate, approximately two inches from the edge on either side.
2. Glue a jumbo popsicle stick near the bottom edge of the plate. This will serve as the drum handle.
3. Then tape, glue or staple another small plate to the first plate, with five to seven pony beads inside, and the bottom of the plates facing out.
4. Color the drum with crayons or markers.
5. Once you're done, string one to three pony beads on the end of each string, knotting the end securely so they don't fall off.
6. Now get drumming!



Fun Facts

- The Blyde River Canyon in South Africa is the world's largest green canyon.
- One-seventh of all the people in the world live in Africa. Wow!
- Africa is the second largest continent, with 20 percent of all the Earth's land. That's a lot!

Pray for Africa

There are more than 800 languages in Africa that still need the Bible. (And there are around 7,000 languages spoken in the whole world, so that's almost one-eighth of all the languages!) You can pray that more people would work in bringing the Bible to all these different languages, because that's a lot of people who still need to know who Jesus is.

Craft #3: Stained Glass

In Europe, lots of old buildings have beautiful stained glass windows! Let's make our own stained glass today.





Supplies

- Contact paper
- Tissue paper
- Stained glass template
- Black construction paper
- Scissors

Instructions

1. Cut tissue paper (as many colors as you like) into 1-inch squares. Then separate them by color.
2. Print the template, trace it onto black construction paper and cut it out.

3. Cut clear contact paper into two 12-inch by 18-inch sheets.
4. Take the two sheets of clear contact paper and peel the sheet off of one piece, leaving the sticky side facing up.
5. Take the black window frame and place it in the center of the contact paper.
6. Then fill the window frame with different colors of tissue paper!
7. Once the entire window frame has been filled with tissue paper squares, peel off the other sheet of contact paper.
8. Match the corners on one side and then carefully connect the sheets, sticky sides together.
9. Trim off the excess paper from the outside edge of the window frame.
10. Now tape it to a window, and you'll have your very own stained glass!



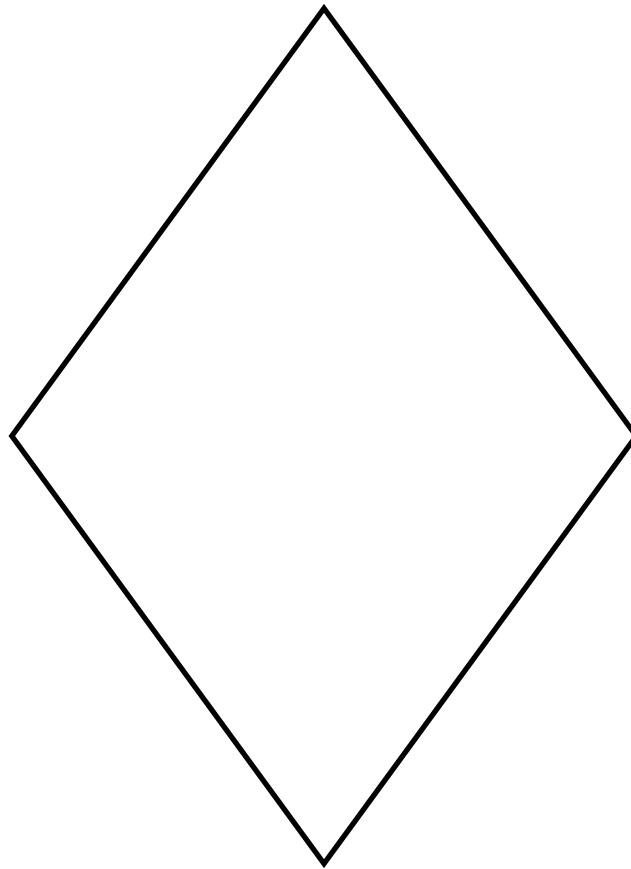
Fun Facts

- There are 45 different countries in Europe. The largest is Russia, and the smallest is Vatican City.
- Europe is home to the longest and shortest city names in the world. The shortest is simply "Å" (pronounced "Aw" or "Oh") and the longest is "Llanfairpwllgwyngyllgogerychwyrndrobwlllantysiliogogogoch" (translated that means "Saint Mary's Church in a hollow of white hazel near the swirling whirlpool of the church of Saint Tysilio with a red cave"). Phew, that's a mouthful!

Pray for Europe

The Apostle Paul first helped bring the news about Jesus to Europe around A.D. 50, and it spread to different languages and people across the continent in the centuries following. Many languages already have the Bible, but there are still many European sign languages that need the Bible. You can pray that people would use the Bible (if they already have it) or that people would get it in their own language so that they can know about Jesus!

Diamond Template for Brazilian Headdress



Stained Glass Template

